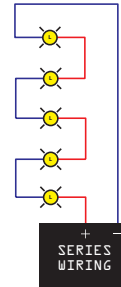



Driver Information

CONSTANT CURRENT:

A constant current driver of either 350ma, 500ma and 700ma are commonly used for LED downlights and other high output devices. These drivers can supply multiple fittings, but must be wired in series and are dependent on wattage and voltage calculations. Sizing of these drivers will need to be recommended by a qualified electrician.



LDCC70020D
2 - 6 LEDs


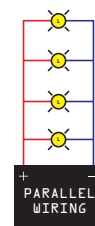


LDCC700MA4W
1 - 5 LEDs

These drivers will suit the Flier, Ray & Coal marker lights.

CONSTANT VOLTAGE:

A constant voltage driver of either 12V or 24V DC is more often used for ribbon strip and garden light applications. These drivers can supply multiple fittings, but must be wired in parallel and are dependent on wattage calculations and voltage drops. Sizing of these drivers will need to be recommended by a qualified electrician.



These drivers will suit the Halo, Volans & Pavo lights.